



Newsletter of the
Twin City DX Association

Volume 6, Issue 2
Spring, 2009



Inside this issue:

Tribute to VK9NS 2
KØJUH

No Sun Spots?
Get on the 3
Low Bands
K9LA

Member News! 4

Member Profile 5
KØKO

K5D Desecheo
A Personal 9
Perspective
KØIR

Gray Line Staff

KØIEA
KØJUH
WØBV



WØDXCC Convention Returns July 18th!!

TCDXA Vice President Scott Wright, **KØMD** is once again spearheading a program for **WØDXCC 2009**. This year, it will be a one-day event on Saturday, July 18th. The venue is (again) the University Center Rochester (UCR), located at 851 30th Avenue SE. Presentations will begin at 8:30am, and continue past 4:30pm. Some of the planned topics include:

- Desecheo - Behind the Scenes by **WØGJ** and **KØIR**
- Sunspot Cycle 2009 by **K9LA**
- Lowband DXing and Contesting - A European Perspective by **ON4UN**
- HF Antenna Issues for DXing and Contesting by **N6BV**
- 160 meter Propagation by **K9LA**
- 160 meter Antennas by **ON4UN**
- Receiving Antennas for Lowband DXing by **K9LA**
- HF Yagi Planning by **N6BV**
- Practical 160 and 80 meter Antennas for City Lots by **N6BV**

WØDXCC 2009 will also bring back **WØ Contest Central** with the following presentations tentatively planned:

- SØ2R Contesting** by **N6BV**
- The Ward Silver Spot** by **NØAX**
- RTTY Contesting** by **KØRC**
- Contest Software: a Hands-on Workshop**
- Remote Contesting: Issues and Controversy**

At noon, there will again be a **Contest Lunch Discussion**, led by **KØAD**, **NØAX** and others. And, the **WØ DX Banquet** begins at 6:00pm, featuring a program on the **Desecheo DXpedition** by **WØGJ** and **KØIR**, plus lots of great prizes. Mark your calendars to reserve July 18th, and watch the TCDXA email reflector for updates!



Farewell to a DX Icon

A Tribute to Jim Smith, VK9NS

by Jim, KØJUH



1950



1956




1967



1977




1978



1981



1982



1983



1987

I was stunned when I received the news of Jim's passing. I felt a deep sadness, as I remembered everything this man had accomplished in his life, and how much he would be missed.

We both spent a few years in Germany back in the 50s - Jim with the British forces, and I with the Army Security Agency. We never met while serving there, but it became a topic of conversation between us in later years.

Many will remember Jim from the 14.222 net he hosted for years. DXers from around the world would often check into the net, many becoming members of the Heard Island DX Association, which Jim headed up. Over the years, Norfolk Island and many entities in the Pacific and Far East ended up in DXer's logs, thanks to Jim and Kirsti Smith.

Back in 1990, Jim activated A51JS, putting Bhutan in the logs for the first time for many. KØJUH was one of the lucky ones. I was living on Mille Lacs Lake at the time, and remember the morning I swung my beam to the southwest (skewed path) over the big lake and worked Jim on 20 CW. Every walleye in the lake heard me cheer!

A few months ago, Jim sent me an email when he published his book, *The Old Timer*. It's a great read about his life in amateur radio, and his many DXing adventures. It's a long book, and I have not finished it. The last few chapters will be read with a very sad heart.

Goodbye my friend. RIP.

Jim, KØJUH




1985



1987



1988



1989




1990



1992



1998



2000



2009

No Sunspots? Get on the Low Bands!

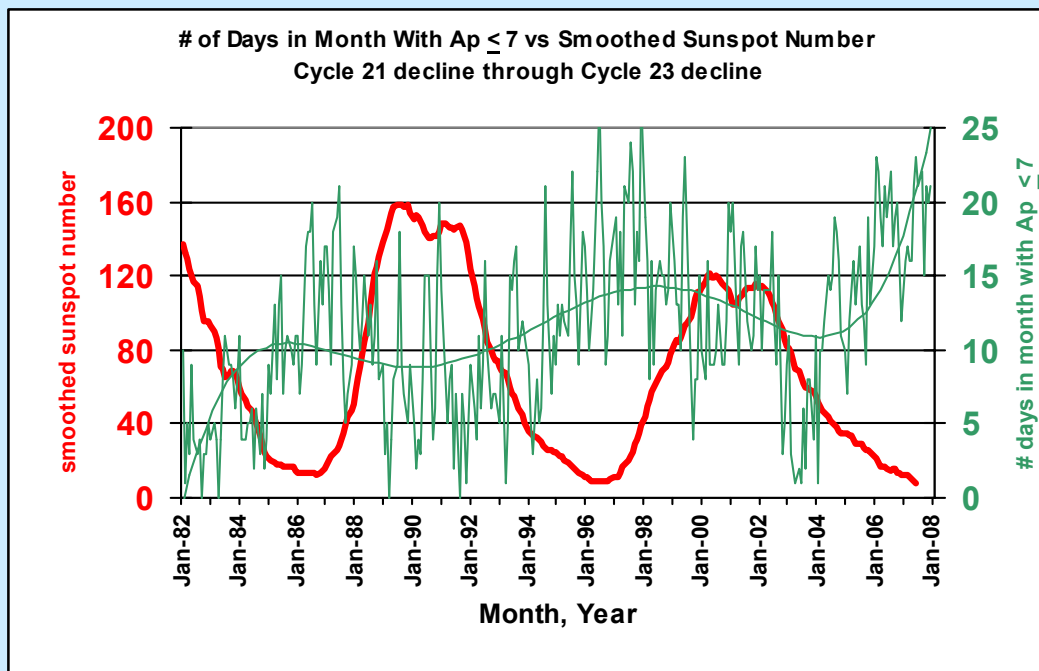
by Carl Luetzelschwab, K9LA

While we wait for Cycle 24 to ramp up to return the higher HF bands to productive DX territory on a consistent basis, now would be a great time to get on the lower bands (160m and 80m).

Several studies of low band propagation have found that, in general, low K-indices are best for DXing on these bands. For example, this table summarizes results from a study of Italy to North America on 160m.

	Italy to East Coast	Italy to Midwest	Italy to West Coast
K index ≤ 2	78% of the total QSOs	88% of the total QSOs	100% of the total QSOs

The West Coast path (going through the auroral oval and across the polar cap) needed a K-index of ≤ 2 for all the QSOs. The East Coast and Midwest paths were more tolerant. So, when is the Earth's magnetic field quietest? That occurs around solar minimum and for another year or two. The following plot shows this.



The red curve is the smoothed sunspot number from the decline of Cycle 21 through the decline of Cycle 23. The spiky green curve is the number of days in the month when the Ap index (the planetary A index) is less than or equal to 7 – indicating a quiet geomagnetic field. Since the raw Ap data is quite spiky, a trend line (the thin green curve) has been added to better see the trends.

The geomagnetic field is most active (trend line minimizes) at solar maximum and/or on the descending portion of a solar cycle. The geomagnetic field is quietest (trend line maximizes) at solar minimum and/or a few years afterwards. The latter is why you should get on the low bands now – and for the next year or two.








There's another interesting observation that comes out of the plot. It appears that geomagnetic field activity around solar minimum may be an indicator of the magnitude of the next cycle. At solar minimum between Cycles 21 and 22, the trend line maximizes at 10 (small number of days in the month with $A_p \leq 7$), with Cycle 22 having a maximum smoothed sunspot number around 160. At solar minimum between Cycles 22 and 23, the trend line maximizes at about 14 (a bit higher number of days in the month with $A_p \leq 7$), with Cycle 23 having a maximum smoothed sunspot number of only 120 or so. In essence, this is a precursor method of predicting solar cycles using geomagnetic field activity during the decline of the previous cycle.

Where is geomagnetic field activity headed at solar minimum between Cycle 23 and 24? It looks like it's going to be even quieter than the previous solar minimum, which may indicate Cycle 24 is going to be lower than Cycle 23. But, we have to watch it here – we're only using two data points. It also highlights the reason why we have two predictions for Cycle 24 in the scientific community. The low prediction for Cycle 24 (90 ± 10) assumes Cycle 24 is dependent only on Cycle 23. The high prediction for Cycle 24 (140 ± 20) assumes Cycle 24 is dependent on several previous cycles. We'll just have to wait to see what happens. - K9LA

Member News

No Sunspots? No Problem!

Tim, NØTB in Byron, MN continues to inspire us with his lowband accomplishments. So far this season, Tim has added nine new countries on 160 meters. Shown here are eight of the nine he already has in the box. He is still waiting for a QSL from UP2L, that he worked during the CQWW 160m CW contest in January. Tim's 160 meter DXCC total is now 254 worked/ 253 confirmed. Tim is definitely taking very good advantage of this period of low solar activity!



T
C
D
X
A

M
e
m
b
e
r

P
r
o
f
i
l
e



**Bill
Ham
KØKO**

I became a Ham the same year the transistor was invented, but I didn't get my FCC license until August, 1961, when I was 13 years old. I became interested in amateur radio through an Elmer, much like everyone else.

In 1960, the power plant where my Dad worked, in Sherburne, MN had a major expansion. Bruce Campbell, **K8ZNZ**, a project manager for Riley Stoker Boiler Company came to town to manage the installation of the new boilers and generators. Another construction worker, Kenneth Shaw, who lived next door to the Campbell's, had a son Richard (yeah...I know...Rick Shaw), who was in the same 6th grade class. We were both kidded at school about our names, so we found a common bond. During one of the visits to Rick's house, I heard Bruce rag chewing with some regulars on his Hallicrafters SX-99, HT-37 and dipole antenna. When Bruce saw our curious looks, he called us over and began to explain amateur radio. I remembered that our Boy Scout troop leader Bill Gardner, who also worked at the power plant, had a code practice key and buzzer. A quick call to his son Dale, another classmate, confirmed the key was available so practice could begin. As an aside, Dale later became an astronaut and flew on Challenger Shuttle missions STS-8 and STS-51.

Code practice began with all the excitement brought on by the thrill of learning a "secret code," and the knowledge that we could be talking to people all over the world. Bruce became a regular at our house, stopping by on the way home from work for a quick code practice session sprinkled with an introduction to part 97 and electronics theory. Algebra was not taught in school until the freshman year. So, Bruce taught me Ohm's law with Eagles, Indians and Rabbits. When determining voltage, everyone was on the ground. Thus, Eagles = Indians times Rabbits. If we were interested in determining current, then the Eagles flew over the Rabbits! The same concept worked for resistance with Eagles above the Indians. It was an interesting way to learn. Code had some helpers, too. F was "getta hair cut" and Q became "payday today." Finally, the day came when we made a trip to Fairmont, where one of the locals administered five-letter groups for 3 minutes; not plain text, as was specified in the rules. My practice had paid off and paperwork was sent in. After an agonizingly long time, the license from the FCC showed up with **WNOACI**, and the process of learning to copy my call began. I was crystal bound with a Peterson Crystal for 7190 kHz, so anyone within 10-15 kHz was fair game.





WAØACI circa 1963

The original transmitter cost \$1.39 for a bread pan and parts from TV sets to make the 30 watt, 6L6 transmitter from the ARRL Handbook. I bought Bruce's SX-99 when he upgraded to a SX-101A. Later, a 75 watt 6DQ5 transmitter was built. The antenna was a 40' vertical alongside the house, sitting on a coke bottle with an LC-network. I had acquired a couple more crystals, and was primed to attack WAS award.

One day a letter showed up from the FCC informing me that I had been heard calling CQ on 14.38 mHz, outside the amateur bands. Further, fines could be levied in the amount of \$10,000 per occurrence. Holy moly, a \$1.39 transmitter and little experience could get me in a heap of hurt. I called Bruce in a panic. He understood the problem, and said he would come over and we would design and build an absorption wave meter and calibrate it for the bands, so I wouldn't transmit on the second harmonic of my crystal. The fun project brought practical applications for the new theory I was learning for the Conditional license exam that I needed to pass within the year, as the Novice ticket was non-renewable, at that time. And, I learned that if you got the absorption wave meter too close to the tank circuit, little RF arcs


caused smelly burns on your finger. Some lessons you learn quickly, and don't need a refresher course.

After I became **WAØACI**, the equipment progressed to include an AM modulator to go with the 75 watt Heathkit HW-12 with external VFO and homebrew power supply; HW101; SB-100; Drake TR-3; Drake TR-4; Drake T4X/R4A and RTTY equipment including a Kleinschmidt (F-85, I think) that printed and punched 1" tape; a Model 15 with Model 14 tape perforator, Model 2B strip printer, Model 100 and a can of WD-40 to keep it all running! An 80 meter monoband homebrew amplifier with a pair of 813s, later three 813s, provided some additional power to a 4-legged inverted V for the 80 meter CW and 75 meter phone. The amplifier was upgraded to a homebrew 3-1000Z, 80 meter-only amplifier, with a pole-peg transformer and a 220 volt variac, labeled "Volume Control." Nearly all of my operating was on 80 meters, primarily RTTY ragchewing, Minnesota traffic nets and Navy Mars (**NOQAV**). I was NCS at various times for the MN phone net. I had no interest in DX at that time. DX was something that called me if I was ragchewing late at night or early in the morning. The biggest surprise was a call from ZL8JC, Bryce, on 75 meters SSB early one morning.

College and kids reduced ham radio time to a little VHF operating, including RTTY on 146.7 mHz, and the sale of the HF equipment. Then, in 1994, Terry, **KBØIWN**, an old friend from Medtronic days, called and asked me if I could get on the air and help him with his code so he could take his General license exam. I had no equipment or antennas, so he loaned me his Kenwood TS-850 backup rig! I was amazed how much the technology had improved since the glow rigs. I had to sit down with the manual to learn how to use the equipment! The bug bit again. I bought the backup rig! I strung up a series of delta loops and began the quest for DXCC, which I completed in just under a year with the help of an Ameritron AL-1200 and a lot of encouragement from TCDXA members. I tried my hand at RTTY again, with a series of different Terminal units, including an ST-4 and

6, Kantronics KP-3 and 4, RATT 100, PK-38 and PK-9800 and computer software. In my first RTTY contest I came across **KØRC**, who had a very loud signal. I didn't recognize the call, but I knew Bob, **WAØBGF**, and knew his initials were RC. While I was still scratching my head, the print came back from Bob, indicating he recognized my call and wanted to say hello, since we had not talked in many years. Later, Bob and I spoke by telephone and set up a meeting. Bob showed up with an old Wolensak tape recorder foot switch. He said I had loaned it to him 20 years ago and he wanted to return it. I'm still using it today. Thanks Bob!

Bob and I went on to compete in many RTTY contests over the years. I learned another lesson during RTTY contests. When running 1.5 KW on RTTY for long runs, an antenna tuner can get very warm. So warm, in fact, that the coil spacers can melt! My Post-it note read: a linearly loaded, three element 40 meter Yagi has a narrow bandwidth. Always cut antennas for the RTTY portion of the band. I bought another Dentron MT-3000A tuner, and the old one got a new tank coil. I started the rebuild project about 10 years ago, and if I connect the rest of the coil taps it will be as good as new!



Melted coil spacers in a Dentron tuner after running 1500 watts in a RTTY contest. Lesson learned!


Tom, **WØZR**, and others encouraged me to get an extra class license, because “no serious DXer is without one.” I got out the code practice software and started working on increasing my speed. I took a VE exam with multiple-

choice questions for the code portion. This was a lot easier than the General and Advanced exam at the FCC office when I first upgraded in 1968.

With access to the Extra Class portion of the band, DX chasing and the vanity call sign program, I decided a vanity call might be in order. Try sending **WAØACI**. The DX is already completing the report to the short-call stations by the time I get done signing in CW. I “needed” (there’s a trend when it comes to ham radio) a new callsign. One night, I sat down with a list of the **KØ** calls that were available, and the trusty Vibroplex keyer, and began slapping the paddles to see what calls I could send fast and accurately. **KØKO** really worked well. I completed the vanity call application and then had a moment of hesitation about giving up my trusty old call that had served me well for over 30 years. I was giving up a part of my identity. But, there are no good phonetics for ‘ACI. Ev, **KØOFF** was “Old Fat Face” or “Off Frequency Frequently.” That was a call that worked. I could get along without ACI and have a hot DX call. About a week after receiving my vanity call, a light bulb moment occurred....ACI: “Always Causing Interference.” I paused for a moment, and then decided to watch to see when that call is reassigned and send the phonetic to the new owner. I like my new call!

My operating had changed dramatically from primarily ragchewing to nearly 100% DX chasing on all modes and all bands. Hearing DX was tough, so I “needed” to move to a better location, get a Yagi up and get serious about this DX stuff. Over the years, I “needed” to have the FT-1000D, IC-775 and Alpha 87A and IC-746 and an ACOM 1000. The current setup includes an IC-7800 and IC-746 Pro with a PW-1 amplifier. And, most recently, a vintage Collins KWM-2 with 312B-5 was added, thanks to the able assistance of Mike, **WØWG**, who made the old vintage gear work like it just came from the factory. Over the years, when I decided I “needed” a new rig, I called Mike, **KØBUD** to help sell the old one, and then called Jeff, **WØXV** to see what 6-month-old rig he had for sale.





The current antenna farm consists of a 72' Trylon self-supporting tower. Thank you Jay, **KØQB**, for working for nearly a year "convincing" the city to grant a permit, and all the guys who helped put it up, including tower work by Larry, **WØPR**, Bob, **KØRC**, Tom, **WØZR**, Mike, **KØBUD** and Eric **KØEF** with ground support from half of the TCDXA and TCFMC. Yagis include a Force 12 620/340 on a 44' boom, 4BA (3 elements on 17,15,12 and 10 on a 26' boom), 3 elements on 144 and 444 MHz, and 3 elements on 6 meters rotated with a Yaesu G-2800SDX rotor controlled from DX4Win logging software. Delta loops for 80 & 30 meters hang from the side of the tower. For 160 meters, the tower is loaded with an L-C network at the base and parallel wires to a top connection to the tower (thanks to a suggestion by Kirk, **NØKK**). Four elevated radials are attached to the L-C network enclosure. 160 meter receiving antennas include a SE pointed 350' beverage, a NE pointed 300' beverage and a K9AY dual loop switchable NE, SE, SW, NW. The antennas are fed with a run of 7/8" Andrews hardline to a 9-position switch box for HF, and another run to the 144/444 Yagi.




The console in the shack was custom built by George, **KØVPR**. There is a 6" opening at the back for all the cabling. A cable race about a foot off the ground keeps all the cables out of sight. Each section under the console lifts out for easy access to cables and a 1/2" copper pipe runs along and under the rear edge of the console. Ground straps connect from the pipe to each piece of equipment and then to the outside ground rod and ICE lightning disconnect panel.

There are four other Hams in my immediate family. My younger brother Tim was licensed as a novice, but never had the bug bite. My older brother Lonnie has always been a Ham, but was never licensed. My daughter, Kealy, is a doctor (Pulmonary and Critical Care at Regions Hospital is St. Paul) was a Ham, but was married in September and is now a Ham-Malmgren. My son, Aaron, is a Captain with Xerox, flying a Bombardier/CanadAir Challenger, and soon will be piloting a new Falcon. He will always be a Ham, but his interests are aerobatic competition with a Christan Eagle bi-plane and large scale Radio-Controlled flying.

HAMITUP!

Bill Ham – KØKO



Desecheo Island, K5D: A Personal Perspective

by Ralph Fedor, KØIR

Every DXpedition I've been on has had its challenges, setbacks, false starts, and sudden changes in plans. The DXpedition to Desecheo was no different; but the persistence, adaptability, and creativity of the leadership overcame these obstacles and made activating the number six most needed DXCC country a reality.



First and foremost, it took years of persistence, negotiations, and diplomacy for amateur radio operators to legally land on Desecheo and conduct a legal DXpedition. Landing on Desecheo even required unexploded ordinance training, since the island was once used for military ordinance testing.

Illegal aliens, those engaged in drug traffic, and yes, even amateur radio operators vied for access to Desecheo. Ironically, setting foot on the island proved easier for those doing it illegally than for those who chose to do it legally. However, illegal access to Desecheo always proved short-lived; the watchful eye of the law enforcement branch of the U.S. Fish and Wildlife saw to that. After years of work, face-to-face meetings between amateur radio operators and officials in charge of the island finally occurred, and the U.S. Fish and Wildlife Service established a process to accept applications for a special use permit to operate amateur radio on Desecheo. Through that process, the agency selected the **KP1-5 Project** team to activate the island.

I was a member of a reconnaissance team that visited Puerto Rico and Desecheo in December of 2008. We met with U.S. Fish and Wildlife officials, and arranged for provisions, shipping, storage, and transportation to Desecheo. These plans raveled and unraveled over the coming weeks. Transportation, as always, was the Achilles heel. We bounced from boats, to helicopters, to boats, and ultimately back to helicopters, as our means of traversing the 14 miles from Puerto Rico to Desecheo. The perseverance, resilience, and sweat of Bob Allphin, **K4UEE**, and Glenn Johnson, **WØGJ**, held it all together.

Then, on February 12, a massive air lift began from an abandoned nuclear power plant in Puerto Rico to an old concrete slab on Desecheo. To move Desecheo well down from the number six most wanted DXCC country would require multiple stations, multiple antennas, multiple amplifiers, and enough operators to do the job.



K5D supplies all queued-up at Bonus, an abandoned nuclear power plant on the west coast of Puerto Rico.

The operators would need food, water, shelter, fuel, generators, cots, and other supplies. This translated into tons of cargo to be transported in sling loads beneath a helicopter. But, at the end of a very long and very hot day, the K5D team was secure on Desecheo. The number six most wanted country was about to come on the air.

I was in charge of the antenna planning and layout. Previous DXpeditions to Desecheo had difficulty in meeting the demand for contacts in Europe and Asia. To help remedy this problem, we strategically placed antennas in areas never used before. An 80 meter vertical, a 30 meter vertical, and a WARC beam were on a high ridge with a clear path



On the morning of Feb. 12, 2009, the first of two helicopters arrives at Bonus to begin moving cargo and people to Desecheo. Most of the cargo was moved in slings beneath the helicopters.

to Europe, Asia, and the Americas. A tri-band beam and multi-band vertical on the northern tip of the island also provided unobstructed access to Europe, Asia and the Americas. Our vertical antennas on the beach favored the Americas and Asia. The antenna positions and actual results more than compensated for the long feed line runs these positions required.

My other job on Desecheo was scheduling operators to maximize our effectiveness on the air. I had to consider operator skills and preferences, and try to match them with a station, antenna, and geographic target. On other expeditions, I had used an Excel spreadsheet to do this, but always found it difficult to try and give everyone equal operating time, make sure I did not schedule someone in two places at the same time, and make sure our target areas were covered. I asked my friend Bob, **KØRC**, if he could help me expand my use of Excel to make the job easier. Bob immediately accepted the challenge, and produced an Excel scheduling program that saved me countless hours of work, and helped **K5D** be a fair, equitable, and pleasant experience for our operators. I'm sure it helped produce more Asian and Europeans QSOs, too. Thank you, Bob.

There were the pile-ups, the long hours at the stations, the antenna maintenance, the generators to re-fuel at all hours, trying to sleep during the heat of the day, choking down a sandwich, while working a pile-up, learning and appreciating the



One of the first flights arrives on Desecheo.




Shelters going up on Desecheo. Sleep shelters on the left; part of the operating shelter on the right.



The sleep and operating shelter complex completed



The entire camp viewed from a ridge to the east of the camp. The K5D shelters are in the foreground. U.S. Fish and Wildlife complex in the background.



Inside the operating shelter.
Operators clockwise from the left:
NA5U, WØRUN, K9SG, N6MZ, and W8OI.



The surf's up! But, are the antennas still up?
Co-leader Bob, **K4UEE** inspects for damage.



Bob, **K4UEE** displays the bottom line stat.



Co-leader Glenn, **WØGJ**, mans a lowband operating position on the night shift.

character of your fellow DXpeditioners, and the day-to-day tasks, inherent to all DXpeditions. So, what are my special memories of the K5D operation?

It was warm! After two visits to South Sandwich and South Georgia, two visits to Peter I, and a visit to Heard Island; this was quite a change. I didn't feel the stress of being in the survival mode 24 hours per day, and the bulky stocking hat, long underwear, thermal boots, mittens, and parka were replaced with a tube of sunscreen.

Caribbean propagation is fun! I have never been able to run Europe on 80 meters like I did from K5D. 80 meters from K5D was like a good day on 20 meters in Minnesota. 160 was not far behind. I remember one evening on 160 working stateside stations and thinking, "This is like Sweepstakes."

As with any DXpedition, working friends back home adds a special thrill. Making an on-the-fly change from the usual "5NN" exchange to something like "Scott 5NN" is very special. I experienced it many times from K5D.

Finally, in all DXpeditions, I meet so many unique people along the way. They contribute immensely to the experience, the journey, and the project itself. Though I may never see them again, I will always count them as friends. K5D was no exception, and proved to be a fulfilling experience for me, exceeding my expectations. Hopefully our audience enjoyed it too.

- 73 de Ralph, KØIR



A BIG Welcome to Our Newest Members!

Curt Hewitt, NØOK
Milaca, MN

--- -- -- --

Steve Towle, WØHT
Cook, MN

--- -- -- --

Rick Borken, KØXB
Buyck, MN & Coronado, CA & Santa Fe, NM

--- -- -- --

Dick Konrad, W9JA
Onalaska, WI

--- -- -- --

Ronald Jones, WBØSOK
Mantorville, MN

--- -- -- --

Dick and Patricia Sanner, W9NG & WØPAT
Rice Lake, WI

TCDXA Treasury Report

March 15, 2009

Submitted by TCDXA Secretary-Treasurer Jim Junkert, KØJUH

Income:

Carryover from 2008	\$ 649.61
2009 dues collected	2,535.00
2010 dues collected to date	25.00
Additional donations	250.00
Door prize ticket sales	<u>150.00</u>
Total YTD income	\$3,609.61

Expenses:

Bank service fees	\$ (11.00)
Postage, member certificates	(33.30)
MWA plaque	<u>(75.00)</u>
Total YTD expenses	\$ (119.30)

Current Balance (03/15/2009):	\$3,490.31
Cash on hand	<u>42.00</u>
Total current funds	\$3,532.31

VKØIR
 ZL9CI
 A52A
 T33C
 3B9C
 TX9
 CP6CW
 3YØX
 K7C
 5A7A
 VU4AN
 VU7RG
 VK9DWX



XU7MWA
 S21EA
 J2ØRR
 J2ØMM
 BS7H
 N8S
 3B7SP
 3B7C
 5JØA
 VP6DX
 TX5C
 9XØR
 K5D

TCDXA DXpedition Funding Policy

The mission of the TCDXA is to support DXpeditions by providing funding. Annual donations from TCDXA members are the major source of funds for this mission.

A funding request from the organizers of a planned DXpedition is directed to the TCDXA Treasurer, who makes an initial evaluation of the request, and discusses the attributes with the TCDXA Board of Directors. The request will be judged by how well DXpedition plans meet several key considerations (see below). If the Board of Directors deems the DXpedition to be worthy of support, a recommended funding amount is presented to the membership for a vote of approval. The TCDXA Treasurer will communicate the outcome of this approval process to the requestor.

Key Considerations for a DXpedition Funding Request

DXpedition destination	Website with logos of contributing clubs
Ranking on <i>Most Wanted Survey</i>	QSLs with logos of contributing clubs
Most wanted ranking by TCDXA Members	On-line logs/pilot stations
Logistics and transportation costs	Up front cost to each operator
Number of operators and their credentials	Support by NCDXF & other clubs
Number of stations on the air	LoTW log submissions
Bands, modes and duration of operation	Success of previous operations by same group
Equipment: antennas, radios, amps, etc.	Valid license and DXCC approval
Stateside QSL mgr and/or foreign mgr	Funding mode: USA and/or foreign financial address

Guidelines for Level of Funding

\$600 - \$1000	A major operation in terms of operators, equipment, duration of stay, and transportation. Requires elaborate planning and a huge budget. Always ranks high on Most Wanted Survey. Examples: VKØIR, 3YØX.
\$400 - \$500	Major to modest operation in terms of operators and equipment. Ranking on Most Wanted Survey can vary from high to low. Examples: D68C, 3B9C
\$200 - \$300	Modest operation in terms of operators and equipment. Usually ranks low on Most Wanted Survey. Examples: T33C, K7C
\$ (open)	Special requests. Examples: CP6CW, XU7MWA

To join TCDXA, follow this link: <http://www.tcdxa.org/ApplicationForm.html>

